



Riverside

TOOL CORP.


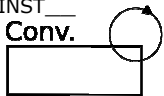
P.O. Box 1425 • Elkhart, Indiana 46515
1-800-430-8498 • Ph: 574-522-6798 • Fax: 574-522-6712

CUSTOMER INFORMATION

COMPANY _____
CONTACT PERSON (PRINT) _____
SIGNATURE _____ DATE _____

CUTTERHEAD SPECIFICATION SHEET

MACHINE

MANUFACTURER _____
TYPE _____
MODEL _____
RPM _____
FEED AUTOMATIC ___ MANUAL ___
ARBOR _____
FEED DIRECTION
WITH **Climb**  **Conv.** 
AGAINST

TOOL

CUTTING MATERIAL
HSS
M2 CORRUGATED ___ OPTI ___
WILLIAMS & HUSSEY ___ FOLEY BELSAW ___
CARBIDE BRAZED ___ INSERT ___ RIVERPAK ___
RIVERLOY BRAZED ___ INSERT ___
DIAMOND FULL ___ STAGGERED ___
LARGE OD _____
BEARING OD _____
KEYWAY YES ___ NO ___ NUMBER _____
WIDTH _____ DEPTH _____

SKETCH

(IF SHOWING TIPS, DRAW FACE COMING)

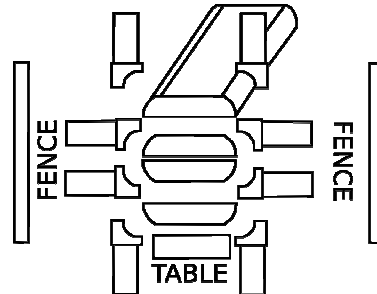
APPLICATION / MATERIAL

SAMPLE SUPPLIED? YES ___ NO ___
MATERIAL DIMENSIONS _____
DESCRIPTION OF MATERIAL

MAY WE CUT SAMPLE FOR ENGINEERING?
YES ___ NO ___
CUTTING HEIGHT _____ MM/IN
CUTTING METHOD
SINGLE PIECE ___ STACKED ___
SOLID WOOD
ALONG GRAIN ___ ACROSS GRAIN ___
DEPTH OF CUT _____ MM/IN

CUT

(DRAWING IS FACE COMING)



(CIRCLE WHICH POSITION APPLIES)

ADDITIONAL INFORMATION

NUMBER OF WINGS _____
SPURS _____
SHEER ANGLE
UP ___ DOWN ___ ALTERNATE ___
HOOK ANGLE _____
NOTES

